



## Guide to Setting Your NHERS Web Address Bookmark

### Purpose

On August 2<sup>nd</sup>, 2023, the TEMSIS login page web address will permanently change from [www.nhtemis.org](http://www.nhtemis.org) to [www.nhesr.org](http://www.nhesr.org).

After the update, the website address of [www.nhtemis.org](http://www.nhtemis.org) will no longer exist and you will get an error message if you try to use it. Update your bookmarks to access the new [www.nhesr.org](http://www.nhesr.org) URL (web page address) prior to the change so you can continue to access state EMS and Fire reporting without interruption.

This guide provides directions to update your bookmarks for NHERS Elite Web/online access. For a full explanation of the change and complete guidance, see the Full Guide for the Transition from the TEMSIS Web Address to the new NHERS Web Address at <https://nhfa-ems.com/nhesr/>.

### Updating Your New NHERS Web/Online bookmarks\*\*

***Do this at your earliest convenience. The new web address of [www.nhesr.org](http://www.nhesr.org) already works and will take you to the old TEMSIS login page so you can make the change any time.***

Your website shortcuts, called Bookmarks in Google Chrome or Favorites in Edge Chrome and Safari, must be updated prior to the change so you can get to the NHERS/TEMSIS website after the update. The term “Bookmarks” will be used in this guide for simplification as Google Chrome the is most commonly used web browser.

Bookmarks must be updated in each web browser, and possibly each computer you use. For example:

- If you personally use both Google and Edge Chrome interchangeably, you will need to do it in both browsers.
- If you work for a municipality where each person gets their own login and needs to log into the same computer with their personal login to use it, each user will need to make this change in their own profile.

\*\* We do not recommend using the web version of NHERS Web/online if you are in the field using an iPad (Safari) or other mobile device (Google and Edge) and may not have a completely reliable internet connection as you can lose part or all of your reports. If you are working in this scenario, we recommend you use Elite Field, which allows for offline mode and protects your data if your internet is unstable at all.

### How to Navigate to the New “NHERS” Page Address


At any time, you can search for any of these variations - “nhesr”, “nhesr.org”, “www.nhesr.org” and it will take you to the site. HOWEVER, until the update on August 2<sup>nd</sup>, 2023, you will need to add onto the address until you bookmark the page according to these directions. After 8/2, the system will provide the full address if you search for any of the variations above and you will not need to enter the Organization ID as described below.


1. Search for “www.nhesr.org” in your web browser.
  - a) A page will open asking for your Organization ID (see image below)
2. Enter “newhampshire” in the box with no space between “new” and “hampshire”.
3. Click Next.

4. This brings you to the login page with the full new web address.

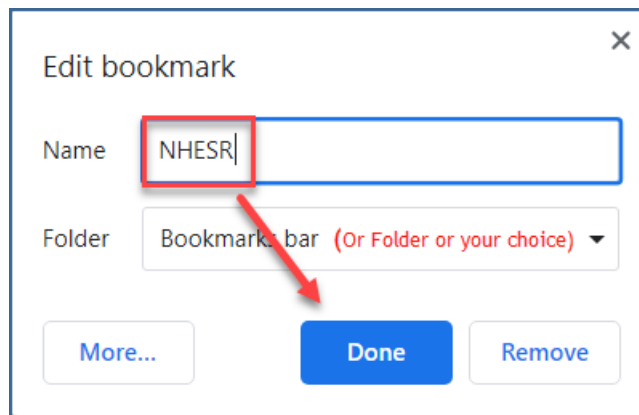
a) *Until the update on 8/2/2023 you will continue to see the old TEMSIS login page, only the web address will look different. See more about the update to the login page itself below.*

## Update your web address bookmark

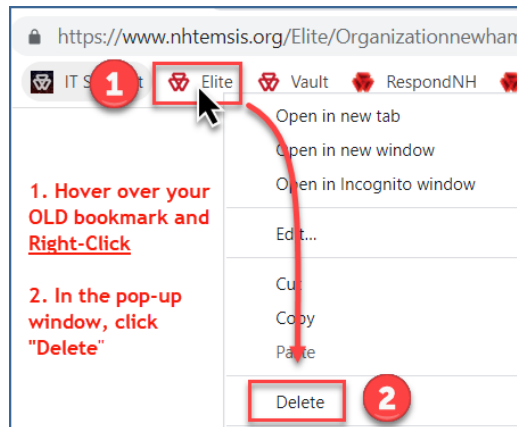
1. Click on the Star  on the right-hand side of the web address window.



2. You will get a popup window asking you to enter the name of your bookmark.
3. Enter the name “NHESR” then choose the location of bookmarks bar or folder according to your preference and click “Done” to save it.



4. Now go to your old TEMSIS bookmark, hover over it and right click and choose “Delete.”



5. You can drag your new bookmark to the same place on your bookmark bar or folder so it's still where you always look for it. (Hover over it, left click and hold, drag it to where you want it then release the left click to drop it)
6. You have now removed your old TEMSIS bookmark and replaced it with the new one.
  - Remember, until the update on 8/2/2023 you will continue to see the old TEMSIS login page when you click the new link- only the web address will look different.

## The New Login Page

Along with the system name change and new web address also comes a new cleaner login page.

## NH FST-EMS



Until the update on the morning of August 2<sup>nd</sup>, 2023, you will see the old TEMSIS login page, regardless of whether you use the [www.nhtemis.org](http://www.nhtemis.org) or [www.nhesr.org](http://www.nhesr.org) address to get there.

The new login page will look like this below. Once you see this page using the [www.nhesr.org](http://www.nhesr.org) address, you will know that the update has been completed. You will no longer be able to see the old login page or use the old address.

**NHESR**  
NH Emergency Services Reporting  
New Hampshire's Emergency Medical and Fire Services Reporting System  
Previously known as TEMSIS

RespondNH | NHFA - EMS Resource Site | Division Website | About NHESR | User Guides | Help Desk

Old TEMSIS - Vault  
Hospital Hub  
Trauma Registry  
Elite Field  
ImageTrend Support Desk

**Sign In**

Username   
Password

Sign In  
[Forgot your password?](#)

Effective 8/2/2023

We are committed to training, educating and certifying emergency and community responders to protect the citizens and visitors of New Hampshire.  
New Hampshire Division of Fire Standards and Training & Emergency Medical Services  
98 Smokey Bear Blvd, Concord NH, 03305